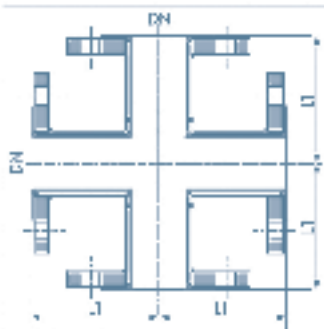
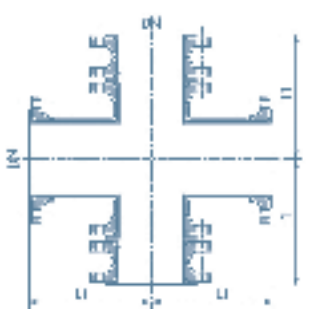


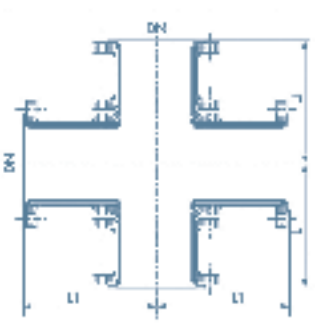
CROSSES



Fix flanges
Type P



* Fix flanges
Type W



** Fix flanges
Type P

LININGS

VIRGIN PFA :
DN 15 – DN 80

ANTI STATIC PFA :
DN 15 – DN 80

VIRGIN PTFE :
DN 100 – DN 600

ANTI STATIC PTFE :
DN 100 – DN 400

DN	L1 mm	Weight kg	REFERENCE															
			1	2	3	4	5	6	7	8	9	10	11	12	13	14	15	16
15	85	3.4	D	1	-	-	X	E	-	-	-	H						
20	95	4.7	D	1	-	-	X	E	-	-	-	J						
25	110	5.9	D	1	-	-	X	E	-	-	-	K						
32	130	8.8	D	1	-	-	X	E	-	-	-	L						
40	150	10	D	1	-	-	X	E	-	-	-	M						
50	120	12	D	1	-	-	X	E	-	-	-	N						
65	140	16	D	1	-	-	X	E	-	-	-	O						
80	165	21	D	1	-	-	X	E	-	-	-	P						
100	205	27	D	1	-	-	X	E	-	-	-	Q						
125	245	39	D	1	-	-	X	E	-	-	-	R						
150	285	53	D	1	-	-	X	E	-	-	-	S						
200	365	116	D	1	-	-	X	E	-	-	-	T						
250*	450	165	D	1	-	-	X	E	-	-	-	U						
300*	525	219	D	1	-	-	X	E	-	-	-	V						
350*	600	315	D	1	-	-	X	E	-	-	-	W						
400*	680	435	D	1	-	-	X	E	-	-	-	X						
450**	680	525	D	1	-	-	X	E	-	-	-	Y						
500**	830	590	D	1	-	-	X	E	-	-	-	Z						
600**	830	720	D	1	-	-	X	E	-	-	-	B						

Standard construction :

- Type P: DN 15 to DN 80 and DN 450 to DN 600
- Type W : DN 100 to DN 400

On request :

- 4 loose flanges : C12 = 4