

ACCOPIAMENTO VALVOLA / ATTUATORE
COUPLING VALVE / ACTUATOR
ACCOUPEMENT VANNE / ACTIONNEUR
ANTRIEB / KUGELHAHN KUPPLUNG

CONFORME ALLE NORME }
DESIGNED ACCORDING TO } API 6D
CONSTRUCTION SELON } ASME B16.34
GEMÄß DEN NORMEN }

ISO 5211

DIMENSIONI - DIMENSIONS - DIMENSIONS - ABMESSUNGEN

DN	15	20	25	40	50	65	80	100
Ø"	1/2"	3/4"	1"	1 1/2"	2"	2 1/2"	3"	4"
ØE	14	19	24	38	51	64	76	102
L	165	191	216	241	292	330	356	432
M / R	145 / —	145 / —	275 / —	380 / —	380 / —	440 / 500	440 / 500	— / 800
H	70	75	101	135	146	180	185	236
h	51	51	76	104	115	136	141	181
P	33	36	51	65	75	90	95	124
f/t	10 / 6	10 / 6	16 / 10	22 / 14	22 / 14	30 / 18	30 / 18	45 / 30
Kg.	4	5	9.5	19.5	28	35	49	127
ISO 5211	F03	F03	F05	F07	F07	F10	F10	F14
ØF	M5	M5	M6	M8	M8	M10	M10	M16
G	36	36	50	70	70	102	102	140

01	CORPO	BODY	CORPS	GEHÄUSE	ASTM A105 ASTM A216 WCB	ASTM A479 F304 ASTM A351 CF8	ASTM A479 F316 ASTM A351 CF8M
02	VITE	SCREW	VIS	SCHRAUBE	ASTM A193 B7	ASTM A193 B8M	
02a	TIRANTE CORPO	BODY STUD	TIRANT CORPS	ZUGSTANGE GEHÄUSE	ASTM A193 B7	ASTM A193 B8M	
02b	DADO CORPO	BODY STUD NUTS	CORPS ECROU	MUTTER GEHÄUSE	ASTM A194 2H	ASTM A194 8M	
03	CHIUSURA	CLOSURE	EMBOUT	FLANSCHSTUTZEN	ASTM A105 ASTM A216 WCB	ASTM A479 F304 ASTM A351 CF8	ASTM A479 F316 ASTM A351 CF8M
04	STELO	STEM	TIGE	SPINDEL	ASTM A276 F420	ASTM A182 F304	ASTM A182 F316
05	SFERA	BALL	BOULE	KUGEL	ASTM A182 F304		ASTM A182 F316
06	SEDI	SEATS	SIEGE	SITZRING	P.T.F.E. / R.T.F.E. / P.T.F.E. + A.M.		
07	GUARNIZIONE CORPO	BODY GASKET	ANNEAUS	DICHTUNGSRING	P.T.F.E. + GRAF.	P.T.F.E.	
08	BUSSOLA	WASHER	JOINT DE TIGE	SPINDELABDICHTUNG	P.T.F.E. + GRAF.	P.T.F.E.	
09	PREMIGUARNIZIONE	GLAND	PRESSE ETOUPE	STOPFBÜCHSE	CF9SMnPb36 UNI 4838 ZINCATO - GALVANIZED ZINGUE - VERZINKT	ASTM A479 F304	
10	LEVA	LEVER	LEVIER	HANDHEBEL	Fe 37 UNI 7070 ZINCATO - GALVANIZED - ZINGUE - VERZINKT		
11	DADO/CONTRODADO	NUT / LOCK NUT	ECROU/CONTRE ECROU	MUTTER/KONTERMUTTER	6S UNI 3740 ZINCATO - GALVANIZED - ZINGUE - VERZINKT		
12	MOLLE A TAZZA	SPRING WASHER	RONDELLES BELLEVILLE	TELLERFEDER	50CrV4 UNI 3545 ZINCATO - GALVANIZED - ZINGUE - VERZINKT		
13	DISPOSITIVO D'ARRESTO	STOP DEVICE	PLOT D'ARRET	ANSCHLAG VORRICHTUNG	8.8 UNI 3740 ZINCATO - GALVANIZED - ZINGUE - VERZINKT		
14	DISPOSITIVO ANTISTATICO	ANTISTATIC DEVICE	CONTACT ANTISTATIQUE	ANTISTATISCHE VORRICHTUNG	ASTM A182 F304	ASTM A182 F316	
15	O'RING STELO	STEM O'RING	O'RING TIGE	SPINDEL O'RING	VITON		
16	O'RING CORPO	BODY O'RING	O'RING CORPS	GEHÄUSE O'RING	VITON		

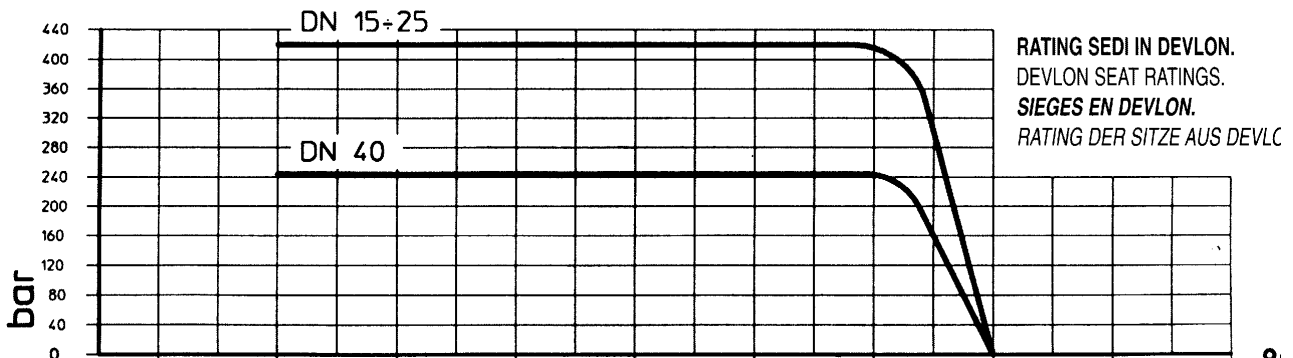
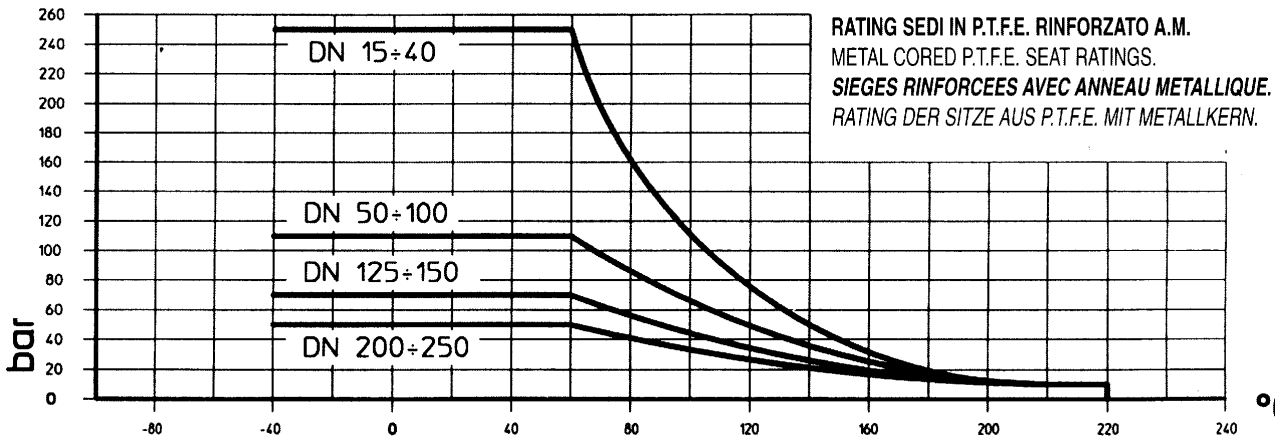
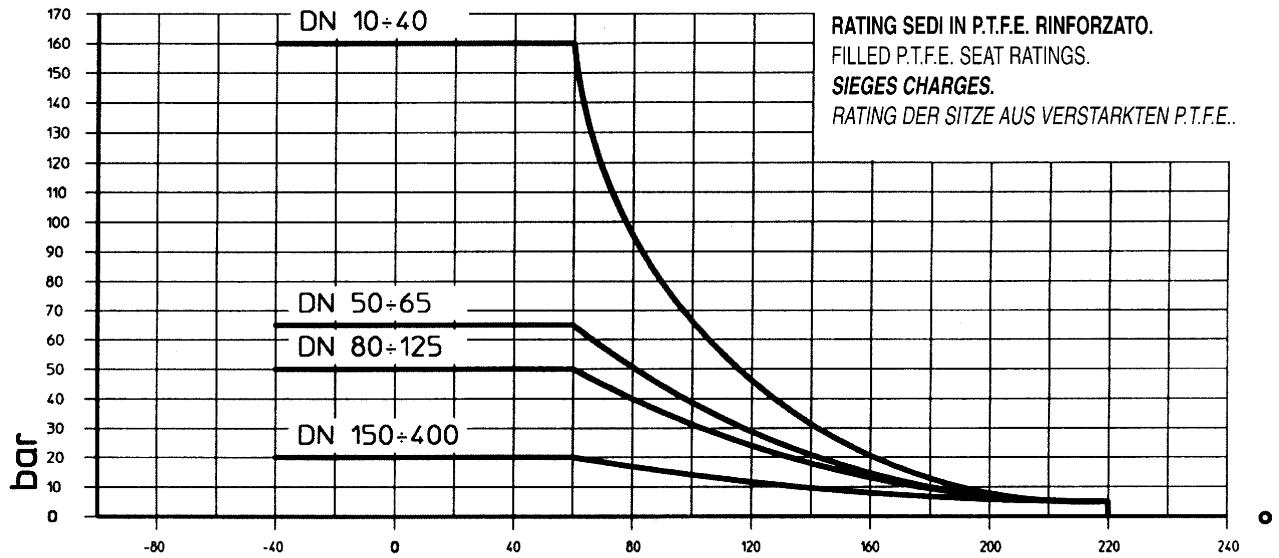
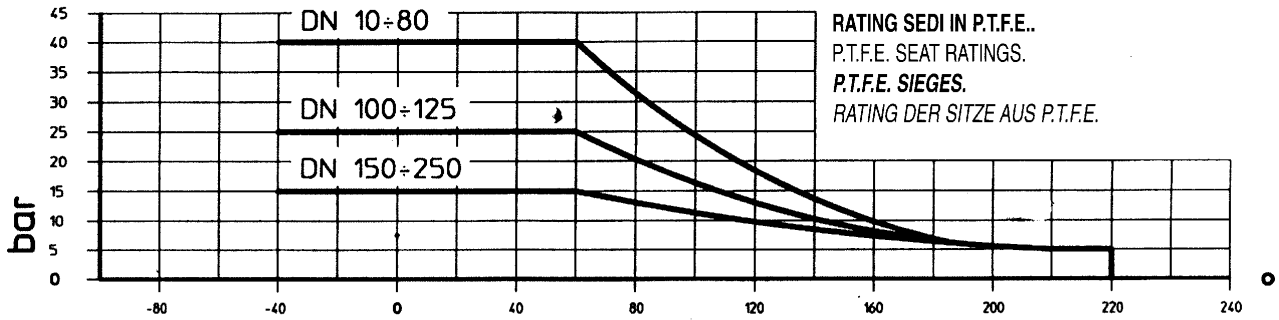
ESECUZIONI STANDARD - STANDARD EXECUTIONS EXECUTION STANDARD - STANDARD-AUSFÜHRUNGEN

- | | |
|--|--|
| <ul style="list-style-type: none"> — ESTREMITÀ SECONDO NORME ANSI B16.10 RF (ESCLUSO "ALFA 68").
END FLANGES ACCORDING TO ANSI B16.10 RF (EXCEPT FOR "ALFA 68"). — REALIZZAZIONE DA BARRA O FUSIONE IN ACCIAIO INOX O AL CARBONIO.
FROM BAR STOCK OR CASTINGS IN STAINLESS OR CARBON STEEL. — REALIZZAZIONE DA FUSIONE CON FLANGE INTEGRALI.
FROM CASTINGS WITH INTEGRAL FLANGES. — STELO ANTI BLOW-OUT.
ANTI BLOW-OUT STEM. — DISPOSITIVO ANTISTATICO.
ANTISTATIC DEVICE. — FIRE-SAFE PER ACCIAIO AL CARBONIO.
FIRE-SAFE FOR CARBON STEEL. — TENUTA ADDIZIONALE SU STELO CON O'RING.
ADDITIONAL STEM SEAL WITH O-RING. — FORATURA PIANO PREMISTOPPA A NORMA ISO 5211.
DRILLING OF TOP MOUNTING ACCORDING TO ISO 5211. | <ul style="list-style-type: none"> <i>RACCORDLEMENT SUIVANT NORME ANSI B16.10 RF (SOUT "ALFA 68").
FLANSCHANSCHLÜSSE NACH ANSI B16.10 RF (AUßER "ALFA 68").</i> <i>EXECUTION DANS LA BARRE OU FUSION EN ACIER INOX OU AU CARBONE.
STANGEN ODER GÜßAUSFÜHRUNGEN FÜR STAHL UND EDELSTAHL.</i> <i>EXECUTION MOULEE AVEC BRIDES INTEGRALES.
GÜßAUSFÜHRUNGEN MIT INTEGRALEN FLANSCHEN.</i> <i>TIGE ANTI EJECTABLE.
ANTI BLOW-OUT SPINDEL.</i> <i>SISTEME ANTISTATIQUE.
ANTISTATISCHE AUSFÜHRUNG.</i> <i>SECURITE FEU POUR ACIER AU CARBONE.
FIRE SAFE FÜR STAHL.</i> <i>ETANCHEITE SUPPLEMENTAIRE DE LA TIGE AVEC JOINT TORIQUE.
ZUSÄTZLICHE SPINDEL DICHTUNG MIT O-RING.</i> <i>PERGAGE DE LA PLATINE DE PRESSE ETOUPE SUIVANT NORME ISO 5211.
ANSCHLUSSMASSE NACH ISO 5211.</i> |
|--|--|

ESECUZIONI A RICHIESTA - EXECUTIONS ON REQUEST EXECUTION SUR DEMANDE - AUSFÜHRUNGEN AUF ANFRAGE

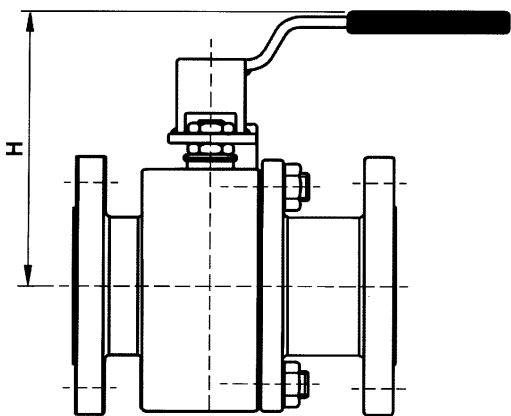
- | | |
|--|---|
| <ul style="list-style-type: none"> — ALTRI MATERIALI DISPONIBILI.
OTHER CONSTRUCTION MATERIALS ARE AVAILABLE. — ESTREMITÀ SECONDO NORME DIN / UNI.
END FLANGES ACCORDING TO DIN / UNI. | <ul style="list-style-type: none"> <i>REALISATIONS DANS D'AUTRES MATIERES.
WEITERE WERKSTOFFE ZU VERFÜGUNG.</i> <i>RACCORDLEMENT SUIVANT NORME DIN / UNI.
FLANSCHANSCHLÜSSE NACH DIN / UNI.</i> |
|--|---|

DIAGRAMMA - DIAGRAM - DIAGRAMME - DIAGRAMM



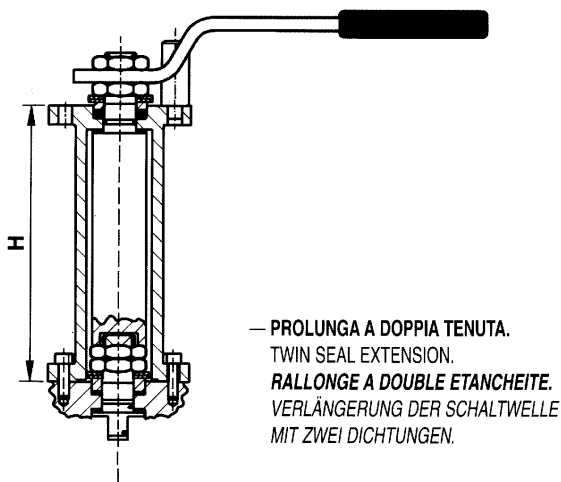
ACCESSORI - ACCESSORIES - ACCESSORIES - ZUBEHÖR

- **TUTTE LE VALVOLE POSSONO ESSERE EQUIPAGGiate CON COMANDI PNEUMATICI, ELETTRICI O IDRAULICI.**
ALL OF THE VALVES CAN BE EQUIPPED WITH PNEUMATIC, ELECTRIC OR HYDRAULIC ACTUATORS.
TOUTES LES VANNES PEUVENT ETRE EQUIPEES D'UN ACTIONNEUR, PNEUMATIQUE, ELECTRIQUE OU HYDRAULIQUE.
ALLE KUGELHÄHNE KÖNNEN MIT PNEUMATISCHEN, ELEKTRISCHEN ODER HYDRAULISCHEN ANTRIEBE AUSGERÜSTET WERDEN.

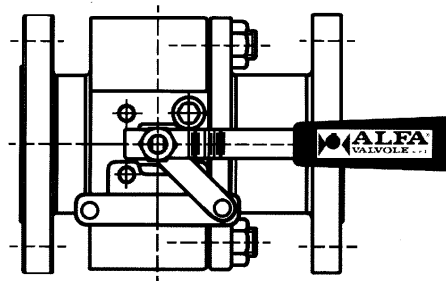


- **ESTENSIONE LEVA.**
LEVER EXTENSION.
REHAUSSE DE POIGNE.
HANDHEBEL VERLÄNGERUNG.

- **QUOTA H: VARIABILE A RICHIESTE.**
DIMENSION H: VARIABLE UPON REQUEST.
DIMENSION H: VARIABLE A REQUELE.
ABMESSUNGEN H: VARIABEL. AUF ANFRAGE.



- **PROLUNGA A DOPPIA TENUTA.**
TWIN SEAL EXTENSION.
RALLONGE A DOUBLE ETANCHEITE.
VERLÄNGERUNG DER SCHALTWELLE
MIT ZWEI DICHTUNGEN.



- **DISPOSITIVO DI BLOCCAGGIO (APERTO / CHIUSO).**
LOCKING DEVICE (OPEN / CLOSED).
SYSTEME DE VERRONILLAGE (OUVERT/FERME).
VERRIEGLUNG (OFFEN / ZU).

- **PACCO A "V".**
"V" PACKING.
CHEVRON RINGS.
3 - FACHE DACHMANSCHETTEN - RINGE.

