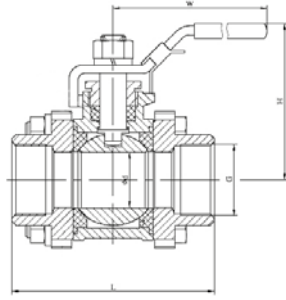


### 3pc ball valve F/F

01-34

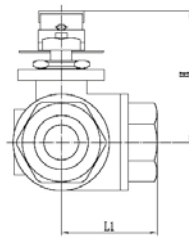
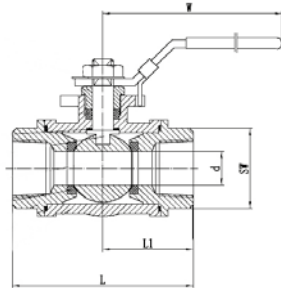


	L	d	H	W
¼"	67	12	50	90
¾"	65	12	50	102
½"	63	15	54	102
¾"	71	20	60	120
1"	80	25	67	125
1-¼"	94	32	78	140

	L	d	H	W
1-½"	104	38	90	170
2"	124	49	98	170
2-½"	166	65	123	250
3"	195	78	136	250
4"	254	100	170	340

### 3-way ball valve T-type

01-35

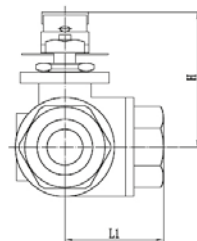
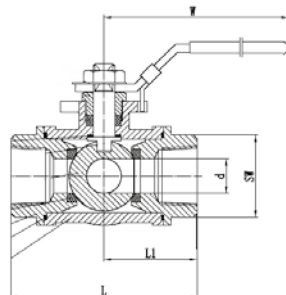


	½"	¾"	¾"	1"	1¼"	1½"	2"
DN	15	20	10	25	32	40	50
d	12	15	10	18	25	32	38
L	71	83	65	89	123	139	152
L1	35.5	41.5	32.5	44.5	61.5	69.5	76

	29	35	25	44	53	62	76
SW	29	35	25	44	53	62	76
≈H	60	62	55	72	78	97	100
W	105	150	105	150	150	190	190
U	37	37	35	42	37	42	50
M	5	5	5	5	6	6	6

### 3-way ball valve L-type

01-36



	½"	¾"	¾"	1"	1¼"	1½"	2"
DN	15	20	10	25	32	40	50
d	12	15	10	18	25	32	38
L	71	83	71	89	110	139	152
L1	35.5	41.5	35.5	44.5	61.5	69.5	76

	29	35	25	44	53	62	79
SW	29	35	25	44	53	62	79
≈H	60	62	65	72	78	97	100
W	110	150	130	150	150	190	190
U	37	37	30	42	37	42	50
M	5	5	5	5	6	6	6